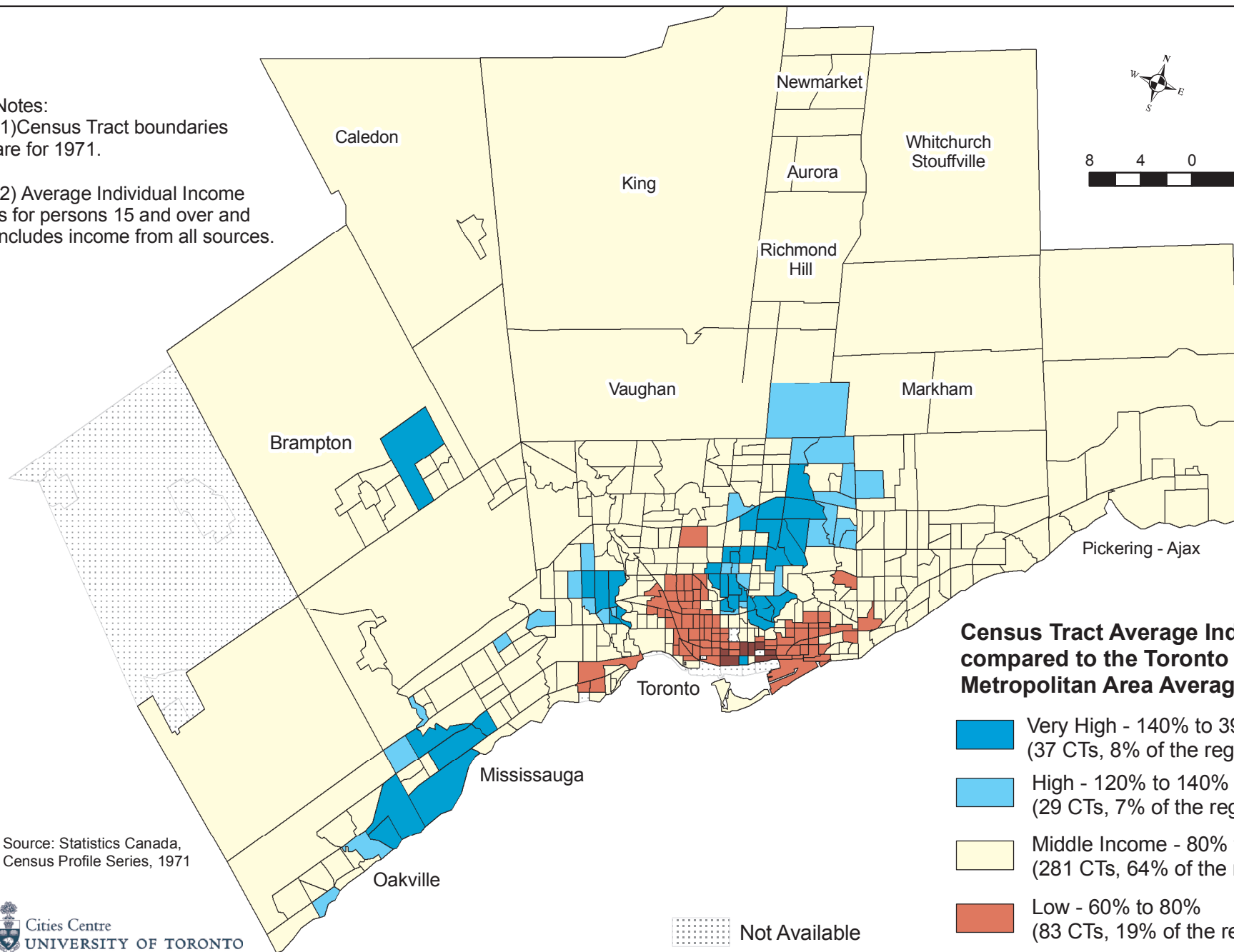


Average Individual Income 1970 Neighbourhoods in the Toronto Region






Notes:
 (1) Census Tract boundaries are for 1971.
 (2) Average Individual Income is for persons 15 and over and includes income from all sources.



8 4 0 8 Kilometers



Census Tract Average Individual Income compared to the Toronto Census Metropolitan Area Average of \$5,756

-  Very High - 140% to 396%
(37 CTs, 8% of the region)
-  High - 120% to 140%
(29 CTs, 7% of the region)
-  Middle Income - 80% to 120%
(281 CTs, 64% of the region)
-  Low - 60% to 80%
(83 CTs, 19% of the region)
-  Very Low - 52% to 60%
(7 CTs, 2% of the region)

Source: Statistics Canada,
Census Profile Series, 1971



Greater Toronto Urban Observatory
www.gtuo.ca www.NeighbourhoodChange.ca

 Not Available